

Inspirations

Exterior Colour Collection

Autumn Pumpkin 7991

Mango Duet 7977

Inspired By
Nature

BERGER



PAINTS

For Lasting Beauty and Protection

Colour World

Endless Possibilities In Colour



Colour Combinations



Exterior paint schemes typically involve three colours: The dominant colour used to paint the walls, the secondary colour used to paint such areas as patios and verandas, and the trim colour, used to accent such areas as, eaves, posts and window sills etc. Here is an example of a harmonious triadic colour scheme used in different ways. Let one colour dominate and use the two others for accent and trim.


- | | |
|---------------|-------|
| 1. Primary: | Walls |
| 2. Secondary: | Patio |
| 3. Accent: | Trims |



Deciding what goes where can be tricky sometimes and could make all the difference in getting the desired effect.

So here are some useful tips:

1. In choosing a main colour, start with the roof to ensure that it will work harmoniously with the primary wall colour.
2. Identify any other colours around that need to be considered in selecting the main colour.
3. Choose the main colour. The colours should not compete against each other; but work together to bring out the best features of your home.
4. Next choose a colour for your patio or veranda.
5. Finally select the trim colour for the window sills, shutters, hoods, eaves etc.
6. Affix the colour chips to the areas being painted
7. Step back and consider the combination.
8. If it doesn't give the desired effect, change the main colour and repeat the process until you achieve the combination you like.



Don't forget that the three colours are a combination that already works well together, so it may simply be a matter of which of the three combinations you like best.

Actual colour will vary depending on the product, gloss level, application method, film variance, substrate, and light source. For critical matches, a sample of paint should be applied, allowed to dry, and checked before proceeding with entire job.



Garden Moss
7689



Tawny Sky
8598



Sun-N-Sand
7984



Brick Pile
8595



African Plain
8494




Mehendi-N
2361




Corn Field
7841


Cobbled Path
8636



Terracotta -N
0427



Rocky Cliff
8632



Wheat Sprig
7891



Grand Grape
7221



Green Valley
8391



Pineapple-N
0399




Ice Cabbage
7551



Purple Shell
7225



Mountain Vale
7222




Mid Cream
0358



Daybreak
0942



Cozy Cabin
8509



Almond sand
8512

Fire




Pure Red
8093



Digital Grey
8471



Cotton Wool
L104



Moccasin
8763



Pink Candy
8063



Salsa
8061



Amber-N
5103



Light Ochre
7926



Greenery
7806




Nut Brown-N
0419




Lazy Brown
8591



Rich Desire
8127




Sea Surf
7442




Raw Melon
9399




Morning Dream
7904




Casablanca
7927



Crystal Beach
8596




Orange Spark
7951



Tender Coconut
9338



Jungle Leaf
9336




Far Horizons
7296



Rich Tan
7965

Water



Armada
0U29

Fringe Green
9340



Barley
0572




Ashberry
7366



Thunder Bay
7368



Nickel Grey
6126



Warmstone
0N02




Mystic Lake
8344



Olive Grove
8493



Mint Ice
9337



Gold Gleam
7834



Turquoise Treat
7505



Out Of The Blue
9151



Royal Crown
8525



Morning Glory
0765




Winter Sky
8314




Water's Edge
8274



Swiss Coffee
4215



Teal Swirl
7481



Crisp Lettuce
7665




Summer Dew
7867



Bonewhite
0964



Olive Path
7622




Walnut Cream
8778



Hawaiian Shack
8767




Indian Spice
8568




Sun Dial
7928



Uniform Blue
9162



Brownie
8766




Rustic pottery
8616



Grey Buck
8482



Spice Jar
8671



Pale Moss
7721



Timber Ridge
8633



Spring Grass
7719



Vivid Green
7717



Glimpse Of Spring
7722



Mint Spray
9377

Pure Ivory
L124




Roasted Beans
8765



Platinum Blue
9141



Willow Song
8477



Deep Sea
7413



Puppy Love
3203

Exterior Wall



Berger Weather Proof Ultra

- For harsh tropical environment
- Superior fungus & algae resistance
- 7 Year Warranty
- In Flat & Semi-Gloss
- Available in any colour



Berger Everglow Low-Sheen Emulsion

- Low VOC & Low Odour
- Dries in 15 mins
- Fungus & Algae resistant
- For concrete, plaster & wood
- Available in any colour



Berger Trowel-On

- One-coat application
- Coarse and Ultra Coarse
- Algae & Mildew resistant
- Low odour
- Available in any colour



Berger 303 Flat Emulsion

- Low VOC & low odour
- Dries in 15 mins
- Smooth flat sheen
- Fungus & algae resistant
- For wall, plaster & wood
- Available in any colour



Roller-Tex

- Roll-on textured finish
- Great on walls & columns
- Different patterns with different rollers
- White & tintable in pastel shades
- Algae & Mildew resistant



Brushing Solution

- Low VOC & low odour
- Dries in 15 mins
- Smooth low sheen
- Fungus & algae resistant
- For wall, plaster & wood
- Available in Coral Stone & any colour



Exterior Wood



Berger 404

- Premium Gloss & Semi-Gloss Enamel
- Self-Priming on new wood
- In Super White & any colour
- Superior fungus & algae resistance
- Solvent based



Berger royale Water-Based Luxury Gloss Enamel

- Excellent durability
- For wood and concrete
- Superior fungus resistance
- Block resistant
- Water resistant
- Non-yellowing
- Easy cleanup with water



Berger RustPro

- Fast-drying, anti-rust enamel
- Brush, spray or roller
- Exterior & Interior
- Fungus & Algae resistant
- 8 standard colours & tint base

Sheen Guide



Flat



Silk



Low Sheen



Semi-Gloss



Gloss

Recommended Paint System for Architectural Applications

STEP 1

PRE-TREATMENT (Optional)
Some Surfaces require pre-treatments for a range of problems, such as chalking, mildew, algae and efflorescence among other problems.

STEP 2

NEW & RENEWED SURFACES
Primers help to maximize sheen and coverage of paint, and provide a more uniform appearance. They also provide an additional wear layer, especially on exterior surfaces and surfaces exposed to heavy use. When using dark colours, a tinted primer in a colour close to the topcoat, will provide better coverage and minimise the need for additional coatings.

STEP 3

TOPCOAT/FINISHING COAT
Generally two coats are recommended for both interior & exterior surfaces. Some dark colours may require an additional coat. If repainting in the same colour, one coat may suffice.


It's all about colour!



Colour can be used to highlight a home's most beautiful architectural features, as well as to camouflage any design flaws. So what's the right combination for you? Here are some helpful ideas.



Consider colour schemes reflective of the era in which the house was built. Of course, you can go completely contrary and blaze the trail with lively colours. Choose harmonious combinations that speak to your individuality, without clashing with others in your neighbourhood.



Be Inspired by Nature; Look around you and see the innumerable combinations from Nature's Palette. Your own garden may abound with beautiful colour schemes. An abundance of greenery suggests an earthy palette of greens and browns, whilst a home by the sea may suggest vivid blues, turquoises, and coral colours.



Colour combinations can include a range of colours, depending on the size and complexity of the home. Use the darkest colours as accent colours on areas such as shutters, mouldings, doors, decks and foundations. Dark colours will also draw attention to the architectural features.

Light colours can make a building look larger, whilst the converse is true of dark colours. Contrasting colours will draw attention to architectural details. Extreme contrasts will clash and may actually detract from finer details. For some accents, try a darker or lighter shade of the main colour, instead of using a different colour.

Do you have a question about paint or colour?
Ask the Berger Paint Doctor
thebergerpaintdoctor@bergeronline.com



For more information on our products and services, write to us or log on to www.bergeronline.com/caribbean

Exmouth Gap, Brandons, St. Michael, Bridgetown, Barbados, W.I. BB12069
tel: 246-425-9073; fax: 246-228-0866; info@bergeronline.com